




















e-GLO Evaluation Survey


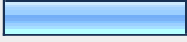


1. Age			Response Percent	Response Count
15-20			13.3%	2
21-25			33.3%	5
26-30			40.0%	6
31+			13.3%	2
			answered question	15
			skipped question	0










2. Main location from which you have been attending e-GLO:			Response Percent	Response Count
East Asia			0.0%	0
Southeast Asia			6.7%	1
South Asia			20.0%	3
Oceania			0.0%	0
Central Asia			6.7%	1
Europe			13.3%	2
Middle East and North Africa			6.7%	1
East Africa			13.3%	2
Central Africa			0.0%	0
West Africa			0.0%	0
Southern Africa			6.7%	1
North America			20.0%	3
Central America			0.0%	0
South America			6.7%	1
			Other (please specify)	2



	<i>answered question</i>	15
	<i>skipped question</i>	0


3. From where have you been attending e-GLO sessions?		
		Response Percent
		Response Count
Urban area (big town, city)		66.7%
Rural area (agricultural, countryside)		33.3%
	Other (please specify)	2
	<i>answered question</i>	15
	<i>skipped question</i>	0

4. How do you best classify your community's socio-economic level within your country?		
		Response Percent
		Response Count
Upper		20.0%
Upper-middle		20.0%
Middle		26.7%
Lower-middle		26.7%
Lower		6.7%
	Other (please specify)	0
	<i>answered question</i>	15
	<i>skipped question</i>	0

5. How many of the first six e-GLO sessions have you attended? Please include sessions you did not attend fully			Response Percent	Response Count
0			0.0%	0
1			0.0%	0
2			6.7%	1
3			0.0%	0
4			20.0%	3
5			33.3%	5
6			40.0%	6
			answered question	15
			skipped question	0

6. What were the reasons for your absence from e-GLO sessions?			Response Percent	Response Count
Not Applicable (I attended every session so far)			20.0%	3
No Internet access			6.7%	1
Internet access expensive			6.7%	1
Technical problems with Internet connectivity			46.7%	7
Work obligations			13.3%	2
Study obligations			26.7%	4
Family obligations			6.7%	1
Did not feel it was very useful so far			0.0%	0
The technical problems of previous sessions discouraged me			6.7%	1
Other (please specify)			26.7%	4
			answered question	15

7. Would you take e-GLO again?			
		Response Percent	Response Count
Yes		93.3%	14
No		6.7%	1
Comment			2
answered question			15
skipped question			0

8. Would you recommend e-GLO to others?			
		Response Percent	Response Count
Yes		100.0%	15
No		0.0%	0
Comment			3
answered question			15
skipped question			0







9. Would you pay an enrollment fee to take the e-GLO course?			
		Response Percent	Response Count
Yes		6.7%	1
No		46.7%	7
Depends on the fee		46.7%	7
Comment			3
answered question			15
skipped question			0

10. Approximately what fee would you be willing and able to pay for the course?

		Response Percent	Response Count
Less than US \$250		0.0%	0
Less than US \$200		0.0%	0
Less than US \$150		0.0%	0
Less than US \$100		15.4%	2
Less than US \$50		84.6%	11
		<i>answered question</i>	13
		<i>skipped question</i>	2

11. Would an enrollment fee be an incentive for you to attend more regularly?

		Response Percent	Response Count
Yes		50.0%	7
No		50.0%	7
		<i>answered question</i>	14
		<i>skipped question</i>	1

12. Which session(s) did you benefit from the most? You may mark more than one session			
		Response Percent	Response Count
Session 1- Intro to e-GLO		13.3%	2
Session 2- Intro to one another		40.0%	6
Session 3- Media for Peacebuilding		80.0%	12
Session 4- Grassroots Community Organizing		73.3%	11
Session 5- Unearthing and Addressing Key Sustainability Challenges through Interviews and Digital Storytelling		26.7%	4
Session 6- Making Social and Environmental Documentaries		40.0%	6
		<i>answered question</i>	15
		<i>skipped question</i>	0


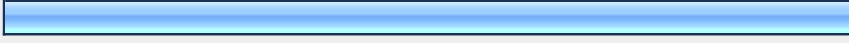
13. Please explain your answer to the previous question		
		Response Count
		10
		<i>answered question</i>
		10
		<i>skipped question</i>
		5

14. Please describe briefly how the topics of the sessions apply to your work/studies, mentioning the session number you are referring to		
		Response Count
		9
		<i>answered question</i>
		9
		<i>skipped question</i>
		6




15. Please mark the box which indicates your feelings about each of the following statements regarding e-GLO:

	Strongly Agree	Agree	No opinion	Disagree	Strongly Disagree	Response Count
I participated actively in the sessions	13.3% (2)	73.3% (11)	6.7% (1)	6.7% (1)	0.0% (0)	15
I did the homework and preparation required	13.3% (2)	46.7% (7)	40.0% (6)	0.0% (0)	0.0% (0)	15
I was able to follow the presentations	26.7% (4)	73.3% (11)	0.0% (0)	0.0% (0)	0.0% (0)	15
I developed important skills from attending e-GLO	53.3% (8)	33.3% (5)	6.7% (1)	6.7% (1)	0.0% (0)	15
I was able to share my knowledge with others	13.3% (2)	73.3% (11)	6.7% (1)	6.7% (1)	0.0% (0)	15
Presenters were clear in their communication style	46.7% (7)	46.7% (7)	6.7% (1)	0.0% (0)	0.0% (0)	15
Presenters gave participants a chance to interact with them	33.3% (5)	60.0% (9)	6.7% (1)	0.0% (0)	0.0% (0)	15
Presenters provided valuable resources for my learning	46.7% (7)	40.0% (6)	13.3% (2)	0.0% (0)	0.0% (0)	15
Session resources were relevant to the course	46.7% (7)	40.0% (6)	13.3% (2)	0.0% (0)	0.0% (0)	15
Session materials were available ahead of each session	40.0% (6)	40.0% (6)	13.3% (2)	6.7% (1)	0.0% (0)	15
					Comments	2
					answered question	15
					skipped question	0

16. How do you rate the amount of homework?



		Response Percent	Response Count
Too much		6.7%	1
Too little		0.0%	0
Good amount		93.3%	14
Comments			4
answered question			15
skipped question			0




17. How do you rate the difficulty of homework?


		Response Percent	Response Count
Very difficult		6.7%	1
Difficult		13.3%	2
Appropriate		80.0%	12
Easy		0.0%	0
Very easy		0.0%	0
Comments			3
answered question			15
skipped question			0

18. Please mark the box which indicates your feelings about each of the following statements regarding e-GLO:



	Strongly Agree	Agree	No Opinion	Disagree	Strongly Disagree	Response Count
e-GLO engaged me to think critically about the challenges currently facing humanity and the Earth	33.3% (5)	60.0% (9)	6.7% (1)	0.0% (0)	0.0% (0)	15
e-GLO engaged me to come up with creative solutions to challenges	20.0% (3)	73.3% (11)	0.0% (0)	6.7% (1)	0.0% (0)	15
I learned more about the Earth Charter	26.7% (4)	60.0% (9)	6.7% (1)	6.7% (1)	0.0% (0)	15
e-GLO helped me develop skills that I need to engage successfully in human rights, sustainable development and peacebuilding projects	28.6% (4)	57.1% (8)	14.3% (2)	0.0% (0)	0.0% (0)	14
I gained new skills in digital story telling	40.0% (6)	53.3% (8)	0.0% (0)	6.7% (1)	0.0% (0)	15
I formed a strong network of friends and colleagues who can collaborate with one another, offering advice, support and encouragement	26.7% (4)	53.3% (8)	20.0% (3)	0.0% (0)	0.0% (0)	15
e-GLO created a trusting environment	20.0% (3)	73.3% (11)	6.7% (1)	0.0% (0)	0.0% (0)	15
e-GLO created a sense of community	26.7% (4)	66.7% (10)	6.7% (1)	0.0% (0)	0.0% (0)	15
e-GLO created a sense of belonging	20.0% (3)	66.7% (10)	13.3% (2)	0.0% (0)	0.0% (0)	15
e-GLO encouraged me to think both locally and globally	40.0% (6)	53.3% (8)	6.7% (1)	0.0% (0)	0.0% (0)	15
	<i>answered question</i>					15
	<i>skipped question</i>					0

19. Have you heard the term 'digital divide' before?			
		Response Percent	Response Count
Yes		66.7%	10
No		33.3%	5
answered question			15
skipped question			0


20. Which of the following best describes your understanding of the digital divide?			
		Response Percent	Response Count
A gap between those who have technology and those who do not		40.0%	6
A gap between those who understand technology and those who do not		26.7%	4
A gap between those who benefit from using technology and those who do not		53.3%	8
Other (please specify)			0
answered question			15
skipped question			0

21. Do you think that e-GLO is helping to bridge the digital divide?			
		Response Percent	Response Count
Yes		100.0%	15
No		0.0%	0
answered question			15
skipped question			0

22. Please explain your answer to the previous question		
		Response Count
		10
		answered question 10
		skipped question 5

23. Have you taken an online/e-learning/distance learning course before e-GLO?			
		Response Percent	Response Count
Yes		60.0%	9
No		40.0%	6
		answered question	15
		skipped question	0

24. If yes, how does e-GLO compare to the previous course(s)?		
		Response Count
		9
		answered question 9
		skipped question 6

25. Would you take another online/e-learning/ distance learning course again?			
		Response Percent	Response Count
Yes		100.0%	14
No		0.0%	0
		Comments	3
		answered question	14
		skipped question	1

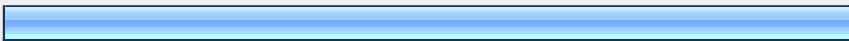

26. Please mark the box which indicates your feelings about each of the following statements regarding the technology offered by Heart In Action Enterprises (the seminar room)

	Strongly Agree	Agree	No Opinion	Disagree	Strongly Disagree	Response Count
It is an appropriate way to host e-GLO	60.0% (9)	33.3% (5)	0.0% (0)	6.7% (1)	0.0% (0)	15
It helps create a community	46.7% (7)	53.3% (8)	0.0% (0)	0.0% (0)	0.0% (0)	15
It allows us to express our views on the topic of the session	53.3% (8)	33.3% (5)	13.3% (2)	0.0% (0)	0.0% (0)	15
It is easy to use	33.3% (5)	26.7% (4)	20.0% (3)	20.0% (3)	0.0% (0)	15
Comments						2
<i>answered question</i>						15
<i>skipped question</i>						0



27. If you have more comments about the technology offered by Heart In Action Enterprises (the seminar room), please write them below

	Response Count
	7
<i>answered question</i>	7
<i>skipped question</i>	8



28. Do you think media, especially digital storytelling, can help in peacebuilding and sustainable development?

		Response Percent	Response Count
Yes		93.3%	14
No		6.7%	1
<i>answered question</i>			15
<i>skipped question</i>			0



29. Please explain your answer to the previous question		
		Response Count
		11
		<i>answered question</i>
		11
		<i>skipped question</i>
		4



30. Do you think e-GLO helps to advance the Earth Charter?			
		Response Percent	Response Count
Yes		85.7%	12
No		14.3%	2
		<i>answered question</i>	14
		<i>skipped question</i>	1


31. Please explain your answer to the previous question		
		Response Count
		8
		<i>answered question</i>
		8
		<i>skipped question</i>
		7

32. Do you feel the Earth Charter is a social movement?			
		Response Percent	Response Count
Yes		85.7%	12
No		14.3%	2
		<i>answered question</i>	14
		<i>skipped question</i>	1

33. Please explain your answer to the previous question		
		Response Count
		10
<i>answered question</i>		10
<i>skipped question</i>		5

34. Were you a member of the Earth Charter Youth Initiative before joining e-GLO?			
		Response Percent	Response Count
Yes		13.3%	2
No		86.7%	13
<i>answered question</i>			15
<i>skipped question</i>			0

35. Are you now a member of the Earth Charter Youth Initiative?			
		Response Percent	Response Count
Yes		66.7%	10
No		33.3%	5
<i>answered question</i>			15
<i>skipped question</i>			0

36. If you answered 'No' to the previous question, do you plan to join the Earth Charter Youth Initiative?			Response Percent	Response Count
Yes			100.0%	5
No			0.0%	0
Maybe			0.0%	0
	<i>answered question</i>			5
	<i>skipped question</i>			10

37. Please write below any additional comments you have about the e-GLO course so far. All comments are welcome.			Response Count
			12
	<i>answered question</i>		12
	<i>skipped question</i>		3